


# Bulletin Board Kit

## Let's all say The NED Pledge!

Feature The NED Pledge in your classroom or hallway with this easy to assemble kit that includes NED and your choice of fun borders.

- What you'll need:**
- 8-1/2 x 11" paper, bright colors and/or white.
  - Crayons, markers or colored pencils (optional).
  - Cutting board, scissors and tape

- Directions:**
- Print pages 2-9 (The Pledge), cut along trim marks, tape together.
  - Print pages 10-13 (NED) cut along trim marks, tape together. Cut 1/2" all around NED.
  - Print page 14 (speech bubble) Cut 1/2" all around.  
-or- print page 15 (blank bubble) and add your own message.
  - Choose a border(s) and print several copies. Cut along trim marks.
  - Tape or staple pledge, NED and border to bulletin board or wall.



Vertical  
border  
page 18



Vertical  
border  
page 19



cut along trim marks



cut along trim marks

mise,



that ev

I will do

I will encour

And I will ne

E V

cut along trim marks

cut along trim marks

ery day

my best.

rage others.

ver give up...

**E R I**

cut along trim marks

Never, ever,



on




myself

cut along trim marks

on my  
classmates  
★  
★

ever give up...

cut along trim marks



on learning






cut along trim marks



and  
LIFE!  
on






cut along trim marks




cut along trim marks



cut along trim marks


cut along trim marks




cut along trim marks

cut along trim marks





**You rock  
my friends!**







Never give up



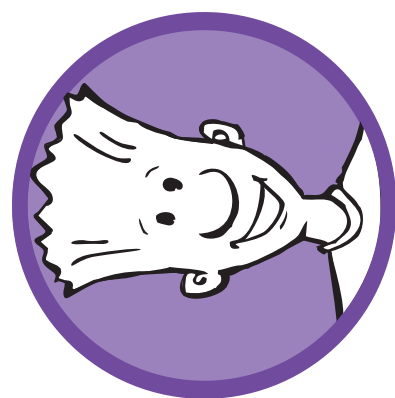




Encourage others



Do your best!









**Never give up**



**Do your best!**



**Encourage others**



**Encourage others**



**Never give up**



**Do your best!**



