

# Bulletin Board Kit

## We've got a Growth Mindset!

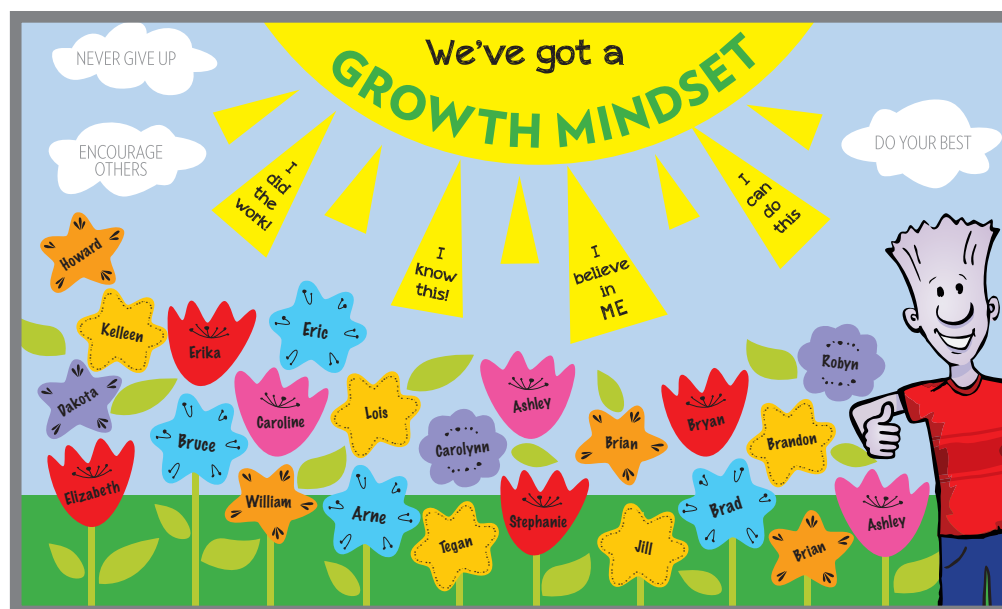
Create an interactive bulletin board that helps students think about the power behind the words they use. A few great encouraging phrases are included. Ask your students to think of additional words and phrases they can use to encourage others.

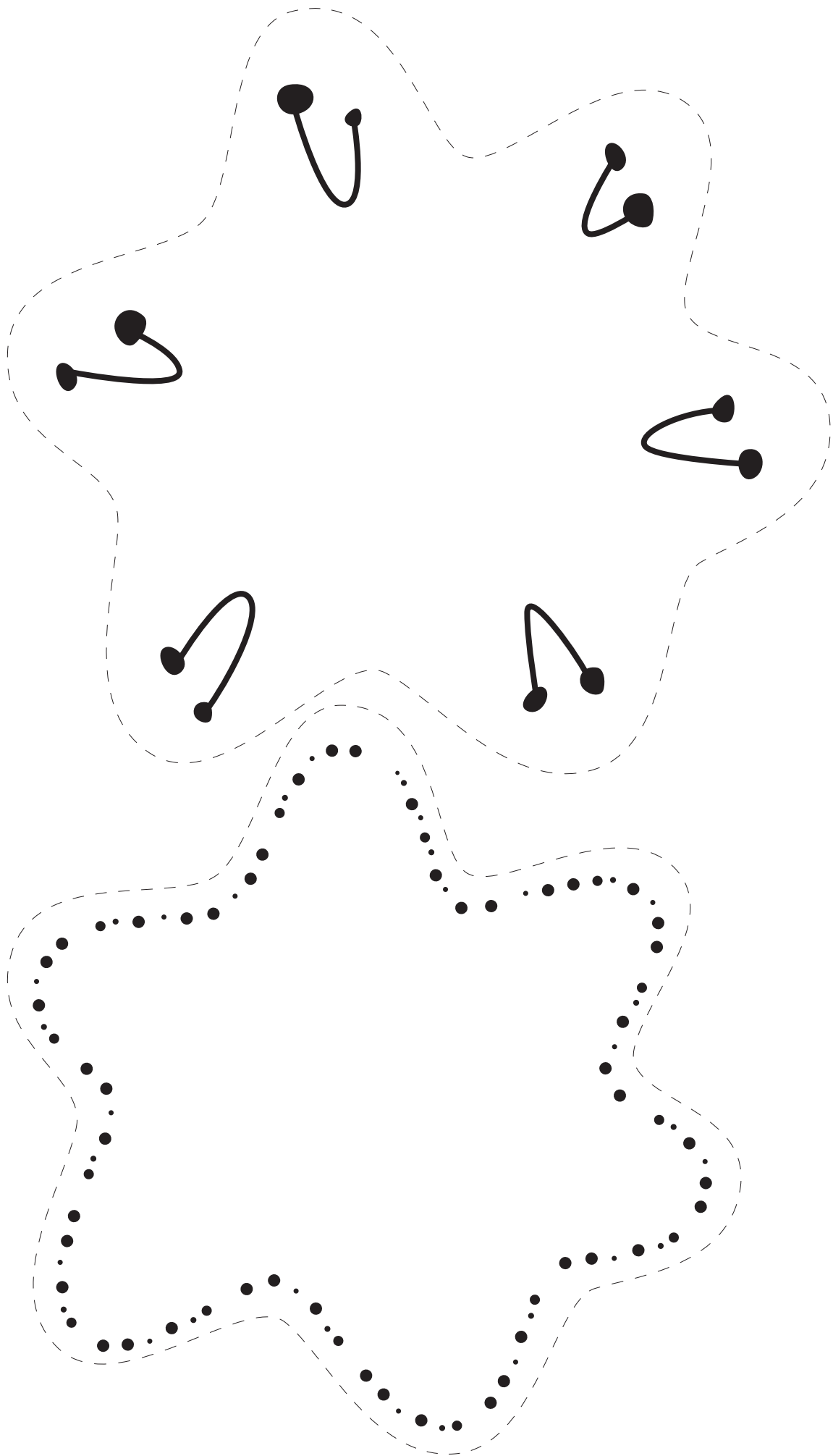
### What you'll need:


- 8-1/2 x 11" white paper
- Variety of bright colored paper, 8-1/2 x 11"
- Bright paper(s) such as butcher paper for the background.
- Bright yellow paper such as butcher paper for the sun.
- Scissors and adhesive (tape or glue).
- Markers

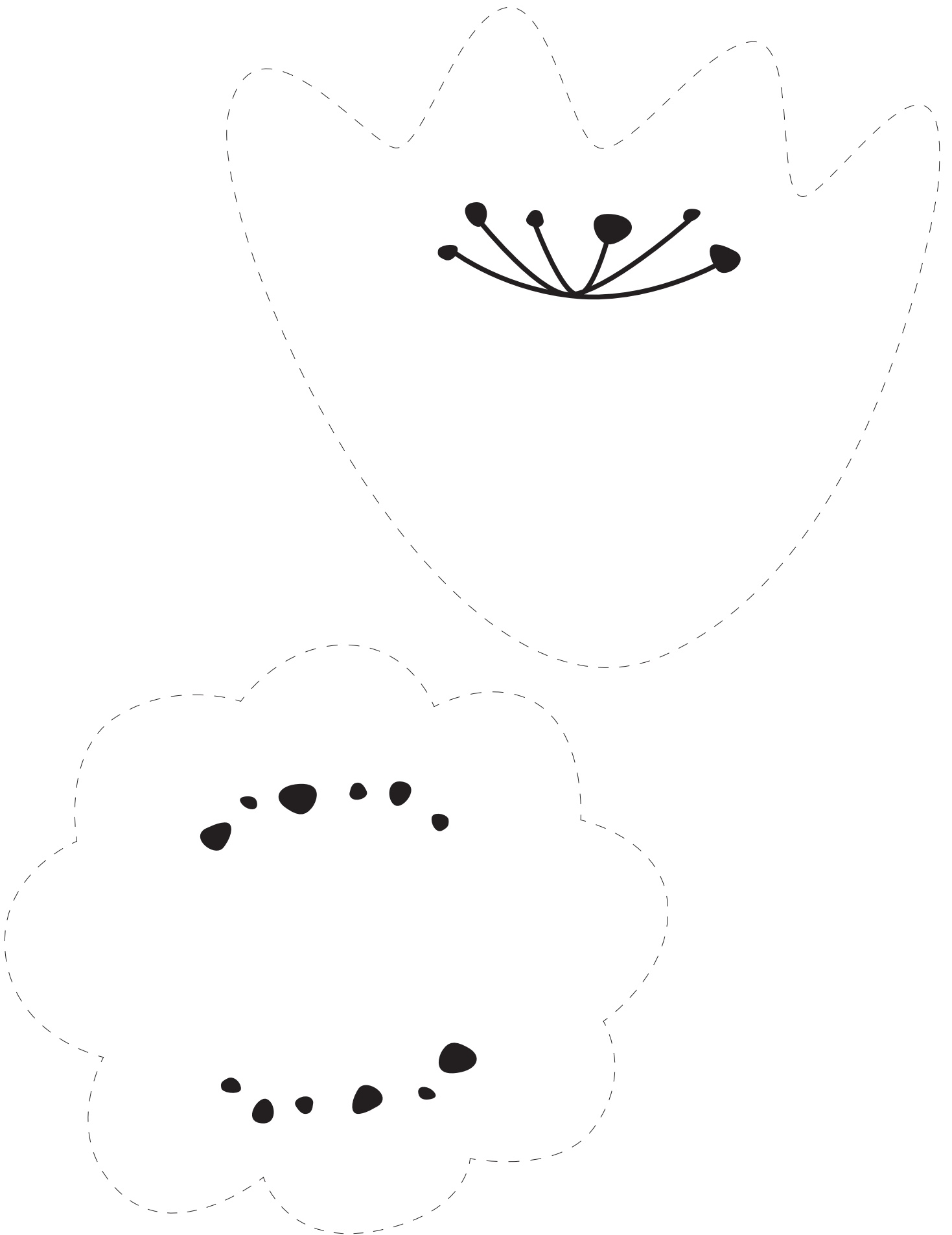
### Directions:


1. Print several copies of pages 2-4 on bright colored paper. (flowers)
2. Print several copies of page 5 on green paper. (leaves)
3. Print page 6 on green paper. (letters)
4. Cut several 1" strips of green paper. (stems)
5. Print pages 7-12 on white paper. (clouds and NED)
6. Print pages 13-16 on bright yellow paper. (sun rays and title)  
**If you want a colored NED, print pages 17-19 on a color printer**
7. Write each student's name in the center of a flower.  
or place a photo of each student in the center of each flower.
8. Assemble your Growth Mindset Board using the image below as a guide.











GRO

WTN

HDM


SETI







ENCOURAGE  
OTHERS











I  
did  
the  
work!

I  
know  
this!

stop

do

can


I

I

believe

in


ME



top

ves

we



e







