


# Bulletin Board Kit

## Let's all say The NED Pledge!

Feature The NED Pledge in your classroom or hallway with this easy to assemble kit that includes NED and your choice of fun borders.

- What you'll need:**
- 8-1/2 x 11" paper, bright colors and/or white.
  - Crayons, markers or colored pencils (optional).
  - Cutting board, scissors and tape

- Directions:**
- Print pages 2-9 (The Pledge), cut along trim marks, tape together.
  - Print pages 10-13 (NED) cut along trim marks, tape together. Cut 1/2" all around NED.
  - Print page 14 (speech bubble) Cut 1/2" all around.  
-or- print page 15 (blank bubble) and add your own message.
  - Choose a border(s) and print several copies. Cut along trim marks.
  - Tape or staple pledge, NED and border to bulletin board or wall.



Vertical border  
page 18



Vertical border  
page 19



cut along trim marks



I pro

cut along trim marks



mise,

cut along trim marks

that ev

I will do

I will encour

And I will ne

E V

cut along trim marks

ery day

my best.

rage others.

ver give up...

**E R I**

Never, ever,



on




myself

cut along trim marks

★  
classmates  
★  
on my  
set

ever give up...

cut along trim marks



on  
learning






cut along trim marks




and  
on  
EIEI






cut along trim marks

cut along trim marks



cut along trim marks


cut along trim marks




cut along trim marks

cut along trim marks





You rock  
my friends!






**Never give up**




**Encourage**





**others**



**Do your best!**









**Never give up**



**Do your best!**



**Encourage others**



**Encourage others**



**Never give up**



**Do your best!**

